

© Copyright SEK Svensk Elstandard. Reproduction in any form without permission is prohibited.

REDLINE VERSION

Elektrisk utrustning för mätning, styrning och för laboratorieändamål – Säkerhet –

Del 2-011: Särskilda fordringar på kylutrustning

*Safety requirements for electrical equipment for measurement, control, and laboratory use –
Part 2-011: Particular requirements for refrigerating equipment*

En så kallad "Redline version" (RLV) innehåller både den fastställda IEC-standardens och en ändringsmarkerad standard. Alla tillägg och borttagningar sedan den tidigare utgåvan är markerade med färg. Med en RLV sparar du mycket tid när du ska identifiera och bedöma aktuella ändringar i standarden. SEK Svensk Elstandard kan bara ge ut en RLV i de fall den finns tillgänglig från IEC.

REDLINE VERSION



GROUP SAFETY PUBLICATION

**Safety requirements for electrical equipment for measurement, control, and laboratory use –
Part 2-011: Particular requirements for REFRIGERATING EQUIPMENT**

INTERNATIONAL
ELECTROTECHNICAL
COMMISSION

ICS 19.080

ISBN 978-2-8322-6726-4

Warning! Make sure that you obtained this publication from an authorized distributor.

CONTENTS

FOREWORD.....	4
INTRODUCTION.....	7
1 Scope and object.....	10
2 Normative references	11
3 Terms and definitions	11
4 Tests	13
5 Marking and documentation	16
6 Protection against electric shock	19
7 Protection against mechanical HAZARDS.....	20
8 Resistance to mechanical stresses	20
9 Protection against the spread of fire	20
10 Equipment temperature limits and resistance to heat.....	20
11 Protection against HAZARDS from fluids and solid foreign objects	22
12 Protection against radiation, including laser sources, and against sonic and ultrasonic pressure	33
13 Protection against liberated gases and substances, explosion and implosion	33
14 Components and subassemblies	33
15 Protection by safety interlocks	33
16 HAZARDS resulting from application	33
17 RISK assessment	34
Annexes	35
Annex G (informative) Leakage and rupture from fluids under pressure	36
Annex L (informative) Index of defined terms.....	37
Annex AA (normative) Non-sparking "n" electrical apparatus device	38
Annex BB (informative) HAZARDS associated with REFRIGERATING SYSTEMS and REFRIGERANTS	39
Annex CC (informative) Safety requirements for components and piping	41
Annex DD (informative) Equipment containing FLAMMABLE REFRIGERANTS – Information and marking requirements.....	46
Bibliography.....	50
Figure 101 – Schema of a REFRIGERATING SYSTEM incorporating a condenser.....	8
Figure 102 – Flow chart illustrating the selection process	9
Figure 103 – Scratching TOOL tip details	28
Table 1 – Symbols	17
Table 101 – Maximum temperatures for MOTOR-COMPRESSORS	21
Table 102 – Minimum temperature for determination of saturated vapor pressure of REFRIGERANT	23
Table 103 – REFRIGERANT flammability parameters	31
Table CC.1 – Parameters of pressure vessels according to EN 14276-1	41
Table CC.2 – Parameters of piping according to EN 14276-2	43

Table CC.3 – Component and piping requirements	44
Table CC.4 – Minimum wall thickness for copper and steel tubing	45
Table DD.1 – Quantity of Group A2/A3 REFRIGERANT per occupied space.....	49

INTERNATIONAL ELECTROTECHNICAL COMMISSION

SAFETY REQUIREMENTS FOR ELECTRICAL EQUIPMENT FOR MEASUREMENT, CONTROL, AND LABORATORY USE –

Part 2-011: Particular requirements for REFRIGERATING EQUIPMENT

FOREWORD

- 1) The International Electrotechnical Commission (IEC) is a worldwide organization for standardization comprising all national electrotechnical committees (IEC National Committees). The object of IEC is to promote international co-operation on all questions concerning standardization in the electrical and electronic fields. To this end and in addition to other activities, IEC publishes International Standards, Technical Specifications, Technical Reports, Publicly Available Specifications (PAS) and Guides (hereafter referred to as "IEC Publication(s)"). Their preparation is entrusted to technical committees; any IEC National Committee interested in the subject dealt with may participate in this preparatory work. International, governmental and non-governmental organizations liaising with the IEC also participate in this preparation. IEC collaborates closely with the International Organization for Standardization (ISO) in accordance with conditions determined by agreement between the two organizations.
- 2) The formal decisions or agreements of IEC on technical matters express, as nearly as possible, an international consensus of opinion on the relevant subjects since each technical committee has representation from all interested IEC National Committees.
- 3) IEC Publications have the form of recommendations for international use and are accepted by IEC National Committees in that sense. While all reasonable efforts are made to ensure that the technical content of IEC Publications is accurate, IEC cannot be held responsible for the way in which they are used or for any misinterpretation by any end user.
- 4) In order to promote international uniformity, IEC National Committees undertake to apply IEC Publications transparently to the maximum extent possible in their national and regional publications. Any divergence between any IEC Publication and the corresponding national or regional publication shall be clearly indicated in the latter.
- 5) IEC itself does not provide any attestation of conformity. Independent certification bodies provide conformity assessment services and, in some areas, access to IEC marks of conformity. IEC is not responsible for any services carried out by independent certification bodies.
- 6) All users should ensure that they have the latest edition of this publication.
- 7) No liability shall attach to IEC or its directors, employees, servants or agents including individual experts and members of its technical committees and IEC National Committees for any personal injury, property damage or other damage of any nature whatsoever, whether direct or indirect, or for costs (including legal fees) and expenses arising out of the publication, use of, or reliance upon, this IEC Publication or any other IEC Publications.
- 8) Attention is drawn to the Normative references cited in this publication. Use of the referenced publications is indispensable for the correct application of this publication.
- 9) Attention is drawn to the possibility that some of the elements of this IEC Publication may be the subject of patent rights. IEC shall not be held responsible for identifying any or all such patent rights.

DISCLAIMER

This Redline version is not an official Standard and is intended to provide the user with an indication of what changes have been made to the previous version. Only the IEC International Standard provided in this package is to be considered the official Standard.

This Redline version provides you with a quick and easy way to compare all the changes between this standard and its previous edition. A vertical bar appears in the margin wherever a change has been made. Additions are in green text, deletions are in strikethrough red text.

International Standard IEC 61010-2-011 has been prepared by IEC technical committee 66: Safety of measuring, control and laboratory equipment.

It has the status of a group safety publication in accordance with IEC Guide 104.

This second edition cancels and replaces the first edition published in 2016. This edition constitutes a technical revision.

This edition includes the following significant technical changes with respect to the previous edition:

- a) alignment with changes introduced by Amendment 1 of IEC 61010-1:2010;
- b) introduction of new defined terms or modified terms to align with Part 2-012 and other source documents. Editorial changes to use small capitals only for defined terms. Note the difference of defined term ABNORMAL OPERATION (3.107) in 4.3.2.101 and abnormal operation in 11.7.104.3 and 11.7.104.5;
- c) clarifications for cooling tests in 4.4.2.10;
- d) changes pertaining to the accurate employment of the following terms: temperature, operating temperature, application temperature, CONTROLLED TEMPERATURE, room ambient and ambient temperature;
- e) use of defined term REFRIGERATING SYSTEM to replace cooling system;
- f) move text of 4.4.2.101 to 4.3.2.101, since the purpose of ABNORMAL OPERATION, as defined, is to simulate failure of the ambient conditions of 1.4.1 but not of the SINGLE FAULT CONDITION of the equipment;
- g) use of the term equipment to replace unit, apparatus, appliance, where applicable;
- h) in 5.1.2 dd) PS for high and low sides for each REFRIGERANT stage are required only under NORMAL CONDITION;
- i) use of defined term NORMAL CONDITION to replace normal operation;
- j) use of defined term OPERATOR to replace user.

The text of this International Standard is based on the following documents:

CDV	Report on voting
66/676/CDV	66/683/RVC

Full information on the voting for the approval of this International Standard can be found in the report on voting indicated in the above table.

This document has been drafted in accordance with the ISO/IEC Directives, Part 2.

A list of all parts of the IEC 61010 series, published under the general title *Safety requirements for electrical equipment for measurement, control, and laboratory use*, can be found on the IEC website.

This Part 2-011 is to be used in conjunction with the latest edition of IEC 61010-1. It was established on the basis of the third edition (2010) and its Amendment 1 (2016), hereinafter referred to as Part 1.

This Part 2-011 supplements or modifies the corresponding clauses in IEC 61010-1 so as to convert that publication into the IEC standard: *Particular requirements for REFRIGERATING EQUIPMENT*.

Where a particular subclause of Part 1 is not mentioned in this Part 2-011, that subclause applies as far as is reasonable. Where this Part 2-011 states "addition", "modification",

"replacement", or "deletion", the relevant requirement, test specification, or note in Part 1 should be adapted accordingly.

In this standard:

- 1) the following print types are used:
 - requirements and definitions: in roman type;
 - NOTES: in smaller roman type;
 - *conformity and tests: in italic type*;
 - terms used throughout this standard which have been defined in Clause 3: SMALL ROMAN CAPITALS.
- 2) subclauses, figures, tables and notes which are additional to those in Part 1 are numbered starting from 101. Additional annexes are lettered starting from AA and additional list items are lettered from aa).

The committee has decided that the contents of this document will remain unchanged until the stability date indicated on the IEC website under "<http://webstore.iec.ch>" in the data related to the specific document. At this date, the document will be

- reconfirmed,
- withdrawn,
- replaced by a revised edition, or
- amended.

IMPORTANT – The 'colour inside' logo on the cover page of this publication indicates that it contains colours which are considered to be useful for the correct understanding of its contents. Users should therefore print this document using a colour printer.

INTRODUCTION

This Part 2-011, ~~in conjunction~~ along with Part 2-010 and Part 2-012, taken together, addresses the specific HAZARDS associated with the heating and cooling of materials by equipment ~~which are segregated~~ and are organized as follows:

IEC 61010-2-010	Specifically addresses the HAZARDS associated with equipment incorporating heating systems.
IEC 61010-2-011	Specifically addresses the HAZARDS associated with equipment incorporating REFRIGERATING SYSTEMS.
IEC 61010-2-012	Specifically addresses the HAZARDS associated with equipment incorporating both heating and REFRIGERATING SYSTEMS that interact with each other such that the combined heating and REFRIGERATING SYSTEM yield additional or more severe HAZARDS for the two systems than if treated separately. It also addresses the HAZARDS associated with the treatment of materials by other factors like irradiation, excessive humidity, CO ₂ and mechanical movement.

Guidance for the application of the correct Part 2 standard(s)

When the equipment includes only a material heating system, and no REFRIGERATING SYSTEM or other environmental factors apply, then Part 2-010 applies without needing Part 2-011 or Part 2-012. Similarly, when the equipment includes only a REFRIGERATING SYSTEM, and no material heating system or other environmental factors apply, then Part 2-011 applies without needing Part 2-010 or Part 2-012. However, when the equipment incorporates both a material heating system, and a REFRIGERATING SYSTEM or the materials being treated in the intended application introduce significant heat into the REFRIGERATING SYSTEM, a determination should be made as to whether the interaction between the two systems will generate additional or more severe HAZARDS than if the systems were evaluated separately (~~application~~ CONTROLLED TEMPERATURE, see flow chart of Figure 102 for selection process). If the interaction of the heating and cooling functions yields no additional or more severe HAZARDS then both Part 2-010 and Part 2-011 apply for their respective functions. Conversely, if additional or more severe HAZARDS result from the combining of the heating and cooling functions, or if the equipment incorporates additional material treatment factors, then Part 2-012 applies, but not Part 2-010 or Part 2-011.

What HAZARDS are applicable for a REFRIGERATING SYSTEM?

The typical HAZARDS for a REFRIGERATING SYSTEM (see Figure 101) consisting of a MOTOR-COMPRESSOR, a condenser, an expansion device and an evaporator include but are not limited to:

- The excess of temperature of the low-pressure side (return temperature) to the MOTOR-COMPRESSOR is higher than admissible. A MOTOR-COMPRESSOR incorporates a REFRIGERANT cooled motor and it should be established that the maximum temperatures of low-pressure side under least favourable condition do not exceed the insulation RATINGS within the motor.
- The excess of pressure of the low-pressure side at the inlet to the MOTOR-COMPRESSOR is higher than admissible. The housing of the MOTOR-COMPRESSOR is exposed to this pressure and so the design RATING of the MOTOR-COMPRESSOR housing should accommodate the worst-case pressures whilst providing the correct safety margin for a pressure vessel.
- The excess of temperature of the high-pressure side to the condenser is higher than admissible. The temperatures of the high-pressure side under the most unfavourable

conditions ~~may~~ **can** present a temperature HAZARD if the OPERATOR is exposed, or an electrical HAZARD if insulation is degraded.

- The excess of pressure of the high-pressure side to the condenser is higher than admissible. The REFRIGERANT components downstream of the MOTOR-COMPRESSOR up to the expansion device are exposed to this pressure and so the design RATING of these components should accommodate the worst case pressures whilst providing the correct safety margin for a pressure vessel.
- The maximum ~~application~~ **CONTROLLED** TEMPERATURES where the heat is being extracted from, may impact the maximum temperature of the low-pressure side to the MOTOR-COMPRESSOR as well as present a temperature HAZARD if the OPERATOR is exposed, or an electrical HAZARD if insulation is degraded. Whether this ~~application~~ **CONTROLLED** TEMPERATURE is derived from an integral heating function of the device or from the heat dissipated from the material being cooled, the impact under worst-case conditions should be evaluated.
- The current draw of the equipment should be established when including the worst-case running conditions of the REFRIGERATING SYSTEM including any defrost cycles that may apply.

The worst-case conditions should be determined for the equipment and will include both the least favourable NORMAL USE conditions as well as the most unfavourable testing results under SINGLE FAULT CONDITIONS.

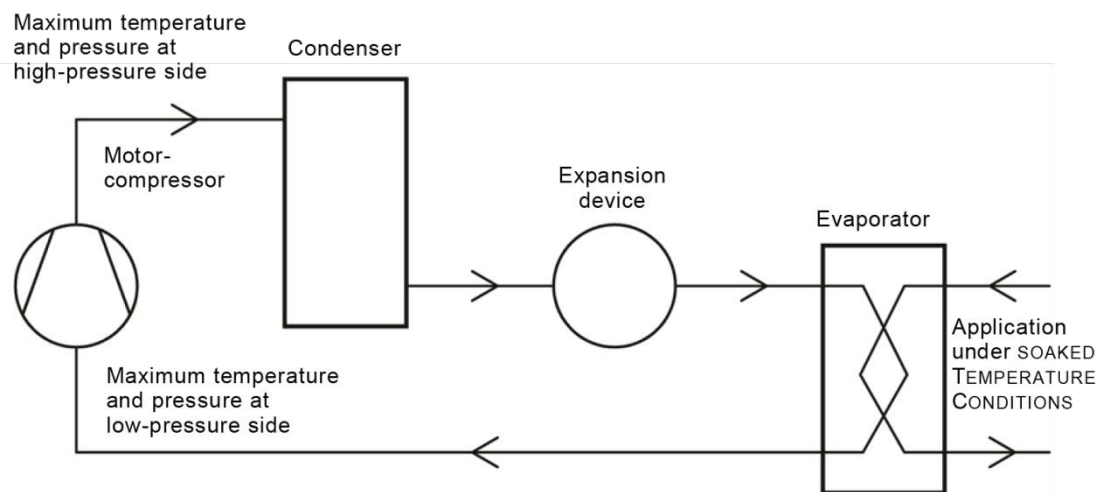
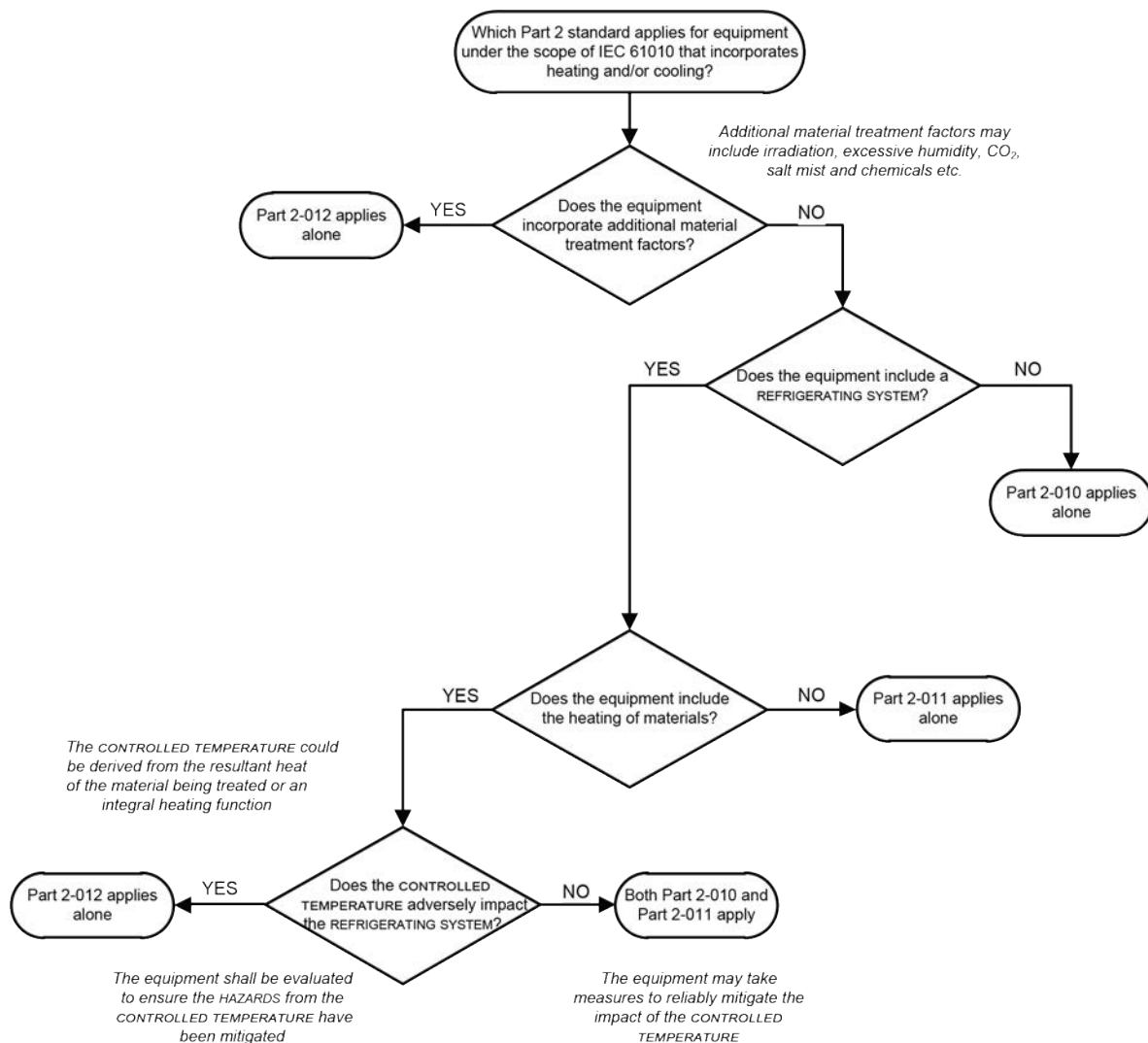


Figure 101 – Schema of a REFRIGERATING SYSTEM incorporating a condenser

The selection process is illustrated in the following flow chart (see Figure 102).



IEC

Figure 102 – Flow chart illustrating the selection process

SAFETY REQUIREMENTS FOR ELECTRICAL EQUIPMENT FOR MEASUREMENT, CONTROL, AND LABORATORY USE –

Part 2-011: Particular requirements for REFRIGERATING EQUIPMENT

1 Scope and object

This clause of Part 1 is applicable, except as follows:

1.1.1 Equipment included in scope

Replacement:

Replace the ~~first~~ *second* paragraph by the following:

~~This group safety publication is primarily intended to be used as a product safety standard for the products mentioned in the scope, but shall also be used by technical committees in the preparation of their publications for products similar to those mentioned in the scope of this standard, in accordance with the principles laid down in IEC guide 104 and ISO/IEC Guide 51.~~

This Part 2 of IEC 61010 specifies particular safety requirements for the following types a) to c) of electrical equipment and their accessories, wherever they are intended to be used, whenever that equipment incorporates REFRIGERATING SYSTEMS ~~whether~~ *as* an integral part of, or ~~remote to~~ *separate from*, the equipment and the equipment is in direct control of the REFRIGERATING SYSTEM.

This document details all the requirements when up to 150 g of FLAMMABLE REFRIGERANT are used per stage of a REFRIGERATING SYSTEM. Additional requirements beyond the current scope of this document apply if a REFRIGERANT charge of FLAMMABLE REFRIGERANT exceeds this amount.

Addition:

Add the following text after the last paragraph:

NOTE 101 Examples for REFRIGERATING EQUIPMENT include, but are not limited to, laboratory equipment such as laboratory refrigerators, freezers, refrigerated display cabinets, ~~etc.~~

~~If~~ *It is possible that* all or part of the equipment falls within the scope of one or more other Part 2 standards of IEC 61010 as well as within the scope of this standard, ~~it should also meet~~. *In that case,* the requirements of those other Part 2 standards *will also apply*. In particular, if equipment is intended to be used as a centrifuge, ~~it should meet~~ the requirements of IEC 61010-2-020 *apply*. However, when the equipment incorporates a refrigerating system and a heating function where the combination of the two introduces additional or more severe HAZARDS than if treated separately, then ~~the application of it is possible that~~ IEC 61010-2-012 ~~should be considered~~ *is applicable* instead of this Part 2-011.

See further information in the flow chart (Figure 102) for the selection process and guidance in the Introduction.

1.1.2 Equipment excluded from scope

Addition:

Add the following new item after item j):

or equipment incorporating:

- aa) a transcritical REFRIGERANT SYSTEM (system that uses CO₂) or a system that uses ammonia (NH₃) as the REFRIGERANT.

1.2 Object

1.2.1 Aspects included in scope

Replacement:

Replace the first paragraph by the following:

The object of this document is to ensure that the design and methods of construction of REFRIGERATING EQUIPMENT provide adequate protection for OPERATORS, bystanders, trained service personnel, and the surrounding area against the specific HAZARDS that relate to REFRIGERATING SYSTEMS.

Addition:

Add the following note after the existing note:

NOTE 101 A list of HAZARDS typically associated with REFRIGERATING SYSTEMS and REFRIGERANTS is included in Annex BB.

2 Normative references

This clause of Part 1 is applicable, except as follows:

Addition:

Add the following references to the list:

IEC 60079-15:2010, *Explosive atmospheres – Part 15: Equipment protection by type of protection "n"*

IEC 60335-2-34:2012, *Household and similar electrical appliances – Safety – Part 2-34: Particular requirements for motor-compressors*

IEC 60335-2-34:2012/AMD1:2015

IEC 60335-2-34:2012/AMD2:2017

~~UL 471:2010, *Commercial Refrigerators and Freezers*~~

ISO 7010, *Graphical symbols – Safety colours and safety signs – Registered safety signs*

© Copyright SEK Svensk Elstandard. Reproduction in any form without permission is prohibited.

Elektrisk utrustning för mätning, styrning och för laboratorieändamål – Säkerhet –

Del 2-011: Särskilda fordringar på kylutrustning

*Safety requirements for electrical equipment for measurement, control, and laboratory use –
Part 2-011: Particular requirements for refrigerating equipment*

Som svensk standard gäller europastandarden EN IEC 61010-2-011:2021. Den svenska standarden innehåller de officiella engelska språkversionerna av EN IEC 61010-2-011:2021 och EN IEC 61010-2-011:2021/A11:2021.

Nationellt förord

Europastandarden EN IEC 61010-2-011:2021

består av:

- **europastandardens ikraftsättningsdokument**, utarbetat inom CENELEC
- **IEC 61010-2-011, Second edition, 2019 - Safety requirements for electrical equipment for measurement, control, and laboratory use - Part 2-011: Particular requirements for refrigerating equipment**

utarbetad inom International Electrotechnical Commission, IEC.

Standarden ska användas tillsammans med SS-EN 61010-1, utgåva 3, 2010 och dess separat utgivna tillägg.

Tidigare fastställd svensk standard SS-EN 61010-2-011, utgåva 1, 2017, gäller ej fr o m 2024-11-19.

Standarder underlättar utvecklingen och höjer elsäkerheten

Det finns många fördelar med att ha gemensamma tekniska regler för bl a mätning, säkerhet och provning och för utförande, skötsel och dokumentation av elprodukter och elanläggningar.

Genom att utforma sådana standarder blir säkerhetsfordringar tydliga och utvecklingskostnaderna rimliga samtidigt som marknadens acceptans för produkten eller tjänsten ökar.

Många standarder inom elområdet beskriver tekniska lösningar och metoder som åstadkommer den elsäkerhet som föreskrivs av svenska myndigheter och av EU.

SEK är Sveriges röst i standardiseringsarbetet inom elområdet

SEK Svensk Elstandard svarar för standardiseringen inom elområdet i Sverige och samordnar svensk medverkan i internationell och europeisk standardisering. SEK är en ideell organisation med frivilligt deltagande från svenska myndigheter, företag och organisationer som vill medverka till och påverka utformningen av tekniska regler inom elektrotekniken.

SEK samordnar svenska intressenters medverkan i SEKs tekniska kommittéer och stödjer svenska experters medverkan i internationella och europeiska projekt.

Stora delar av arbetet sker internationellt

Utformningen av standarder sker i allt väsentligt i internationellt och europeiskt samarbete. SEK är svensk nationalkommitté av International Electrotechnical Commission (IEC) och Comité Européen de Normalisation Electrotechnique (CENELEC).

Standardiseringsarbetet inom SEK är organiserat i referensgrupper bestående av ett antal tekniska kommittéer som speglar hur arbetet inom IEC och CENELEC är organiserat.

Arbetet i de tekniska kommittéerna är öppet för alla svenska organisationer, företag, institutioner, myndigheter och statliga verk. Den årliga avgiften för deltagandet och intäkter från försäljning finansierar SEKs standardiseringsverksamhet och medlemsavgift till IEC och CENELEC.

Var med och påverka!

Den som deltar i SEKs tekniska kommittéarbete har möjlighet att påverka framtida standarder och får tidig tillgång till information och dokumentation om utvecklingen inom sitt teknikområde. Arbetet och kontakterna med kollegor, kunder och konkurrenter kan gynnsamt påverka enskilda företags affärsutveckling och bidrar till deltagarnas egen kompetensutveckling.

Du som vill dra nytta av dessa möjligheter är välkommen att kontakta SEKs kansli för mer information.

SEK Svensk Elstandard

Box 1284
164 29 Kista
Tel 08-444 14 00
www.elstandard.se

English Version

Safety requirements for electrical equipment for measurement,
control, and laboratory use - Part 2-011: Particular requirements
for refrigerating equipment
(IEC 61010-2-011:2019)

Exigences de sécurité pour appareils électriques de
mesurage, de régulation et de laboratoire - Partie 2-011:
Exigences particulières pour appareils de réfrigération
(IEC 61010-2-011:2019)

Sicherheitsbestimmungen für elektrische Mess-, Steuer-,
Regel- und Laborgeräte - Teil 2-011: Besondere
Anforderungen für Kühlgeräte
(IEC 61010-2-011:2019)

This European Standard was approved by CENELEC on 2019-04-26. CENELEC members are bound to comply with the CEN/CENELEC Internal Regulations which stipulate the conditions for giving this European Standard the status of a national standard without any alteration.

Up-to-date lists and bibliographical references concerning such national standards may be obtained on application to the CEN-CENELEC Management Centre or to any CENELEC member.

This European Standard exists in three official versions (English, French, German). A version in any other language made by translation under the responsibility of a CENELEC member into its own language and notified to the CEN-CENELEC Management Centre has the same status as the official versions.

CENELEC members are the national electrotechnical committees of Austria, Belgium, Bulgaria, Croatia, Cyprus, the Czech Republic, Denmark, Estonia, Finland, France, Germany, Greece, Hungary, Iceland, Ireland, Italy, Latvia, Lithuania, Luxembourg, Malta, the Netherlands, Norway, Poland, Portugal, Republic of North Macedonia, Romania, Serbia, Slovakia, Slovenia, Spain, Sweden, Switzerland, Turkey and the United Kingdom.



European Committee for Electrotechnical Standardization
Comité Européen de Normalisation Electrotechnique
Europäisches Komitee für Elektrotechnische Normung

CEN-CENELEC Management Centre: Rue de la Science 23, B-1040 Brussels

European foreword

The text of document 66/676/CDV, future edition 2 of IEC 61010-2-011, prepared by IEC/TC 66 "Safety of measuring, control and laboratory equipment" was submitted to the IEC-CENELEC parallel vote and approved by CENELEC as EN IEC 61010-2-011:2021.

The following dates are fixed:

- latest date by which the document has to be implemented at national level by publication of an identical national standard or by endorsement (dop) 2022-05-19
- latest date by which the national standards conflicting with the document have to be withdrawn (dow) 2024-11-19

This document supersedes EN 61010-2-011:2017 and all of its amendments and corrigenda (if any).

Attention is drawn to the possibility that some of the elements of this document may be the subject of patent rights. CENELEC shall not be held responsible for identifying any or all such patent rights.

This document has been prepared under a Standardization Request given to CENELEC by the European Commission and the European Free Trade Association, and supports essential requirements of EU Directive(s) / Regulation(s).

For the relationship with EU Directive(s) / Regulation(s), see informative Annex ZZ, which is an integral part of EN IEC 61010-2-011:2021/A11:2021.

Any feedback and questions on this document should be directed to the users' national committee. A complete listing of these bodies can be found on the CENELEC website.

Endorsement notice

The text of the International Standard IEC 61010-2-011:2019 was approved by CENELEC as a European Standard without any modification.

In the official version, for Bibliography, the following notes have to be added for the standards indicated:

IEC 60079-20-1	NOTE	Harmonized as EN 60079-20-1
IEC 60204-1	NOTE	Harmonized as EN 60204-1
IEC 61010-2-020	NOTE	Harmonized as EN 61010-2-020
ISO 4126-1	NOTE	Harmonized as EN ISO 4126-1
ISO 4126-2	NOTE	Harmonized as EN ISO 4126-2



IEC 61010-2-011

Edition 2.0 2019-03

INTERNATIONAL STANDARD

NORME INTERNATIONALE



GROUP SAFETY PUBLICATION
PUBLICATION GROUPÉE DE SÉCURITÉ

**Safety requirements for electrical equipment for measurement, control, and laboratory use –
Part 2-011: Particular requirements for REFRIGERATING EQUIPMENT**

**Exigences de sécurité pour appareils électriques de mesurage, de régulation et de laboratoire –
Partie 2-011: Exigences particulières pour APPAREILS DE REFRIGERATION**

INTERNATIONAL
ELECTROTECHNICAL
COMMISSION

COMMISSION
ELECTROTECHNIQUE
INTERNATIONALE

ICS 19.080

ISBN 978-2-8322-6658-8

**Warning! Make sure that you obtained this publication from an authorized distributor.
Attention! Veuillez vous assurer que vous avez obtenu cette publication via un distributeur agréé.**

CONTENTS

FOREWORD.....	4
INTRODUCTION.....	7
1 Scope and object.....	10
2 Normative references	11
3 Terms and definitions	11
4 Tests	13
5 Marking and documentation	16
6 Protection against electric shock	19
7 Protection against mechanical HAZARDS.....	19
8 Resistance to mechanical stresses	19
9 Protection against the spread of fire	19
10 Equipment temperature limits and resistance to heat	20
11 Protection against HAZARDS from fluids and solid foreign objects	21
12 Protection against radiation, including laser sources, and against sonic and ultrasonic pressure	32
13 Protection against liberated gases and substances, explosion and implosion	32
14 Components and subassemblies	32
15 Protection by interlocks	33
16 HAZARDS resulting from application	33
17 RISK assessment	33
Annexes	34
Annex G (informative) Leakage and rupture from fluids under pressure	35
Annex L (informative) Index of defined terms	36
Annex AA (normative) Non-sparking "n" electrical device.....	37
Annex BB (informative) HAZARDS associated with REFRIGERATING SYSTEMS and REFRIGERANTS	38
Annex CC (informative) Safety requirements for components and piping	40
Annex DD (informative) Equipment containing FLAMMABLE REFRIGERANTS – Information and marking requirements.....	45
Bibliography.....	49
Figure 101 – Schema of a REFRIGERATING SYSTEM incorporating a condenser.....	8
Figure 102 – Flow chart illustrating the selection process	9
Figure 103 – Scratching TOOL tip details	27
Table 1 – Symbols	17
Table 101 – Maximum temperatures for MOTOR-COMPRESSORS	20
Table 102 – Minimum temperature for determination of saturated vapor pressure of REFRIGERANT	22
Table 103 – REFRIGERANT flammability parameters	31
Table CC.1 – Parameters of pressure vessels according to EN 14276-1	40
Table CC.2 – Parameters of piping according to EN 14276-2	42

Table CC.3 – Component and piping requirements	43
Table CC.4 – Minimum wall thickness for copper and steel tubing	44
Table DD.1 – Quantity of Group A2/A3 REFRIGERANT per occupied space.....	48

INTERNATIONAL ELECTROTECHNICAL COMMISSION

SAFETY REQUIREMENTS FOR ELECTRICAL EQUIPMENT FOR MEASUREMENT, CONTROL, AND LABORATORY USE –

Part 2-011: Particular requirements for REFRIGERATING EQUIPMENT

FOREWORD

- 1) The International Electrotechnical Commission (IEC) is a worldwide organization for standardization comprising all national electrotechnical committees (IEC National Committees). The object of IEC is to promote international co-operation on all questions concerning standardization in the electrical and electronic fields. To this end and in addition to other activities, IEC publishes International Standards, Technical Specifications, Technical Reports, Publicly Available Specifications (PAS) and Guides (hereafter referred to as "IEC Publication(s)"). Their preparation is entrusted to technical committees; any IEC National Committee interested in the subject dealt with may participate in this preparatory work. International, governmental and non-governmental organizations liaising with the IEC also participate in this preparation. IEC collaborates closely with the International Organization for Standardization (ISO) in accordance with conditions determined by agreement between the two organizations.
- 2) The formal decisions or agreements of IEC on technical matters express, as nearly as possible, an international consensus of opinion on the relevant subjects since each technical committee has representation from all interested IEC National Committees.
- 3) IEC Publications have the form of recommendations for international use and are accepted by IEC National Committees in that sense. While all reasonable efforts are made to ensure that the technical content of IEC Publications is accurate, IEC cannot be held responsible for the way in which they are used or for any misinterpretation by any end user.
- 4) In order to promote international uniformity, IEC National Committees undertake to apply IEC Publications transparently to the maximum extent possible in their national and regional publications. Any divergence between any IEC Publication and the corresponding national or regional publication shall be clearly indicated in the latter.
- 5) IEC itself does not provide any attestation of conformity. Independent certification bodies provide conformity assessment services and, in some areas, access to IEC marks of conformity. IEC is not responsible for any services carried out by independent certification bodies.
- 6) All users should ensure that they have the latest edition of this publication.
- 7) No liability shall attach to IEC or its directors, employees, servants or agents including individual experts and members of its technical committees and IEC National Committees for any personal injury, property damage or other damage of any nature whatsoever, whether direct or indirect, or for costs (including legal fees) and expenses arising out of the publication, use of, or reliance upon, this IEC Publication or any other IEC Publications.
- 8) Attention is drawn to the Normative references cited in this publication. Use of the referenced publications is indispensable for the correct application of this publication.
- 9) Attention is drawn to the possibility that some of the elements of this IEC Publication may be the subject of patent rights. IEC shall not be held responsible for identifying any or all such patent rights.

International Standard IEC 61010-2-011 has been prepared by IEC technical committee 66: Safety of measuring, control and laboratory equipment.

It has the status of a group safety publication in accordance with IEC Guide 104.

This second edition cancels and replaces the first edition published in 2016. This edition constitutes a technical revision.

This edition includes the following significant technical changes with respect to the previous edition:

- a) alignment with changes introduced by Amendment 1 of IEC 61010-1:2010;
- b) introduction of new defined terms or modified terms to align with Part 2-012 and other source documents. Editorial changes to use small capitals only for defined terms. Note the difference of defined term ABNORMAL OPERATION (3.107) in 4.3.2.101 and abnormal operation in 11.7.104.3 and 11.7.104.5;

- c) clarifications for cooling tests in 4.4.2.10;
- d) changes pertaining to the accurate employment of the following terms: temperature, operating temperature, application temperature, CONTROLLED TEMPERATURE, room ambient and ambient temperature;
- e) use of defined term REFRIGERATING SYSTEM to replace cooling system;
- f) move text of 4.4.2.101 to 4.3.2.101, since the purpose of ABNORMAL OPERATION, as defined, is to simulate failure of the ambient conditions of 1.4.1 but not of the SINGLE FAULT CONDITION of the equipment;
- g) use of the term equipment to replace unit, apparatus, appliance, where applicable;
- h) in 5.1.2 dd) PS for high and low sides for each REFRIGERANT stage are required only under NORMAL CONDITION;
- i) use of defined term NORMAL CONDITION to replace normal operation;
- j) use of defined term OPERATOR to replace user.

The text of this International Standard is based on the following documents:

CDV	Report on voting
66/676/CDV	66/683/RVC

Full information on the voting for the approval of this International Standard can be found in the report on voting indicated in the above table.

This document has been drafted in accordance with the ISO/IEC Directives, Part 2.

A list of all parts of the IEC 61010 series, published under the general title *Safety requirements for electrical equipment for measurement, control, and laboratory use*, can be found on the IEC website.

This Part 2-011 is to be used in conjunction with the latest edition of IEC 61010-1. It was established on the basis of the third edition (2010) and its Amendment 1 (2016), hereinafter referred to as Part 1.

This Part 2-011 supplements or modifies the corresponding clauses in IEC 61010-1 so as to convert that publication into the IEC standard: *Particular requirements for REFRIGERATING EQUIPMENT*.

Where a particular subclause of Part 1 is not mentioned in this Part 2-011, that subclause applies as far as is reasonable. Where this Part 2-011 states "addition", "modification", "replacement", or "deletion", the relevant requirement, test specification, or note in Part 1 should be adapted accordingly.

In this standard:

- 1) the following print types are used:
 - requirements and definitions: in roman type;
 - NOTES: in smaller roman type;
 - *conformity and tests: in italic type*;
 - terms used throughout this standard which have been defined in Clause 3: SMALL ROMAN CAPITALS.
- 2) subclauses, figures, tables and notes which are additional to those in Part 1 are numbered starting from 101. Additional annexes are lettered starting from AA and additional list items are lettered from aa).

The committee has decided that the contents of this document will remain unchanged until the stability date indicated on the IEC website under "<http://webstore.iec.ch>" in the data related to the specific document. At this date, the document will be

- reconfirmed,
- withdrawn,
- replaced by a revised edition, or
- amended.

IMPORTANT – The 'colour inside' logo on the cover page of this publication indicates that it contains colours which are considered to be useful for the correct understanding of its contents. Users should therefore print this document using a colour printer.

INTRODUCTION

This Part 2-011, along with Part 2-010 and Part 2-012, taken together, address the specific HAZARDS associated with the heating and cooling of materials by equipment and are organized as follows:

IEC 61010-2-010	Specifically addresses the HAZARDS associated with equipment incorporating heating systems.
IEC 61010-2-011	Specifically addresses the HAZARDS associated with equipment incorporating REFRIGERATING SYSTEMS.
IEC 61010-2-012	Specifically addresses the HAZARDS associated with equipment incorporating both heating and REFRIGERATING SYSTEMS that interact with each other such that the combined heating and REFRIGERATING SYSTEM yield additional or more severe HAZARDS for the two systems than if treated separately. It also addresses the HAZARDS associated with the treatment of materials by other factors like irradiation, excessive humidity, CO ₂ and mechanical movement.

Guidance for the application of the correct Part 2 standard(s)

When the equipment includes only a material heating system, and no REFRIGERATING SYSTEM or other environmental factors apply, then Part 2-010 applies without needing Part 2-011 or Part 2-012. Similarly, when the equipment includes only a REFRIGERATING SYSTEM, and no material heating system or other environmental factors apply, then Part 2-011 applies without needing Part 2-010 or Part 2-012. However, when the equipment incorporates both a material heating system, and a REFRIGERATING SYSTEM or the materials being treated in the intended application introduce significant heat into the REFRIGERATING SYSTEM, a determination should be made as to whether the interaction between the two systems will generate additional or more severe HAZARDS than if the systems were evaluated separately (CONTROLLED TEMPERATURE, see flow chart of Figure 102 for selection process). If the interaction of the heating and cooling functions yields no additional or more severe HAZARDS then both Part 2-010 and Part 2-011 apply for their respective functions. Conversely, if additional or more severe HAZARDS result from the combining of the heating and cooling functions, or if the equipment incorporates additional material treatment factors, then Part 2-012 applies, but not Part 2-010 or Part 2-011.

What HAZARDS are applicable for a REFRIGERATING SYSTEM?

The typical HAZARDS for a REFRIGERATING SYSTEM (see Figure 101) consisting of a MOTOR-COMPRESSOR, a condenser, an expansion device and an evaporator include but are not limited to:

- The excess of temperature of the low-pressure side (return temperature) to the MOTOR-COMPRESSOR is higher than admissible. A MOTOR-COMPRESSOR incorporates a REFRIGERANT cooled motor and it should be established that the maximum temperatures of low-pressure side under least favourable condition do not exceed the insulation RATINGS within the motor.
- The excess of pressure of the low-pressure side at the inlet to the MOTOR-COMPRESSOR is higher than admissible. The housing of the MOTOR-COMPRESSOR is exposed to this pressure and so the design RATING of the MOTOR-COMPRESSOR housing should accommodate the worst-case pressures whilst providing the correct safety margin for a pressure vessel.
- The excess of temperature of the high-pressure side to the condenser is higher than admissible. The temperatures of the high-pressure side under the most unfavourable

conditions can present a temperature HAZARD if the OPERATOR is exposed, or an electrical HAZARD if insulation is degraded.

- The excess of pressure of the high-pressure side to the condenser is higher than admissible. The REFRIGERANT components downstream of the MOTOR-COMPRESSOR up to the expansion device are exposed to this pressure and so the design RATING of these components should accommodate the worst case pressures whilst providing the correct safety margin for a pressure vessel.
- The maximum CONTROLLED TEMPERATURES where the heat is being extracted from, may impact the maximum temperature of the low-pressure side to the MOTOR-COMPRESSOR as well as present a temperature HAZARD if the OPERATOR is exposed, or an electrical HAZARD if insulation is degraded. Whether this CONTROLLED TEMPERATURE is derived from an integral heating function of the device or from the heat dissipated from the material being cooled, the impact under worst-case conditions should be evaluated.
- The current draw of the equipment should be established when including the worst-case running conditions of the REFRIGERATING SYSTEM including any defrost cycles that may apply.

The worst-case conditions should be determined for the equipment and will include both the least favourable NORMAL USE conditions as well as the most unfavourable testing results under SINGLE FAULT CONDITIONS.

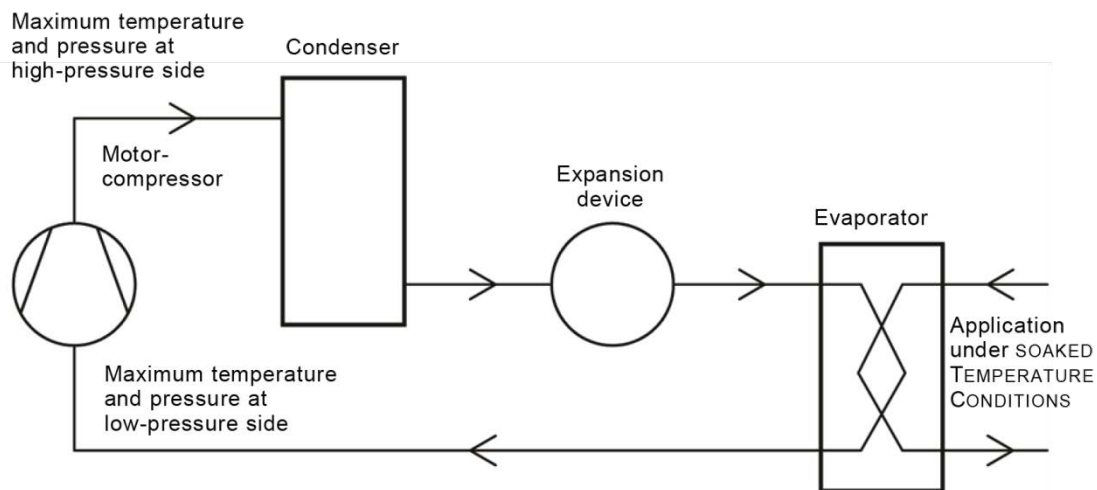
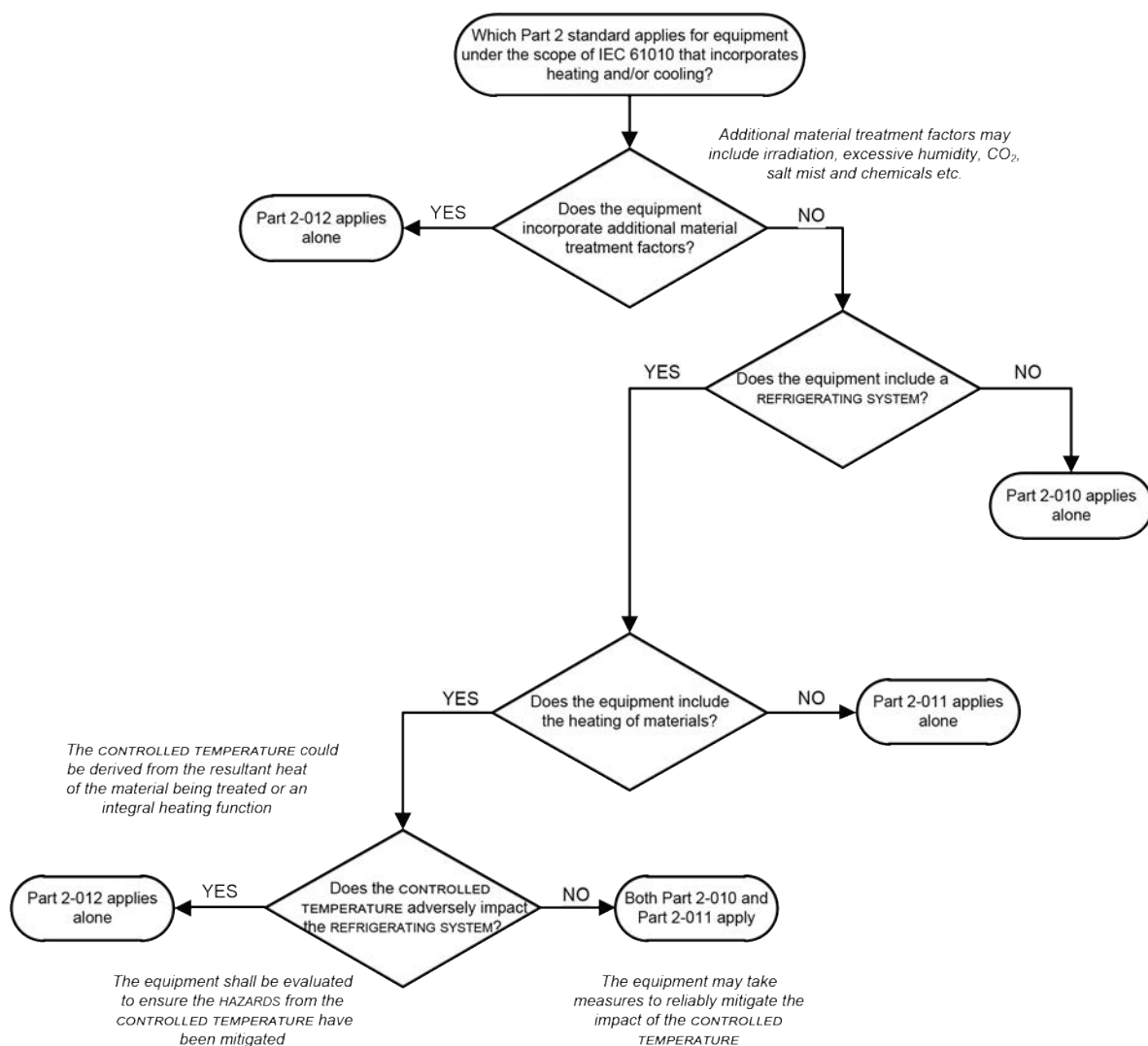


Figure 101 – Schema of a REFRIGERATING SYSTEM incorporating a condenser

The selection process is illustrated in the following flow chart (see Figure 102).



IEC

Figure 102 – Flow chart illustrating the selection process

SAFETY REQUIREMENTS FOR ELECTRICAL EQUIPMENT FOR MEASUREMENT, CONTROL, AND LABORATORY USE –

Part 2-011: Particular requirements for REFRIGERATING EQUIPMENT

1 Scope and object

This clause of Part 1 is applicable, except as follows:

1.1.1 Equipment included in scope

Replacement:

Replace the second paragraph by the following:

This Part 2 of IEC 61010 specifies particular safety requirements for the following types a) to c) of electrical equipment and their accessories, wherever they are intended to be used, whenever that equipment incorporates REFRIGERATING SYSTEMS as an integral part of, or separate from, the equipment and the equipment is in direct control of the REFRIGERATING SYSTEM.

This document details all the requirements when up to 150 g of FLAMMABLE REFRIGERANT are used per stage of a REFRIGERATING SYSTEM. Additional requirements beyond the current scope of this document apply if a REFRIGERANT charge of FLAMMABLE REFRIGERANT exceeds this amount.

Addition:

Add the following text after the last paragraph:

NOTE 101 Examples for REFRIGERATING EQUIPMENT include, but are not limited to, laboratory equipment such as laboratory refrigerators, freezers, refrigerated display cabinets.

It is possible that all or part of the equipment falls within the scope of one or more other Part 2 standards of IEC 61010 as well as within the scope of this standard. In that case, the requirements of those other Part 2 standards will also apply. In particular, if equipment is intended to be used as a centrifuge, the requirements of IEC 61010-2-020 apply. However, when the equipment incorporates a refrigerating system and a heating function where the combination of the two introduces additional or more severe HAZARDS than if treated separately, then it is possible that IEC 61010-2-012 is applicable instead of this Part 2-011.

See further information in the flow chart (Figure 102) for the selection process and guidance in the Introduction.

1.1.2 Equipment excluded from scope

Addition:

Add the following new item after item j):

or equipment incorporating:

aa) a transcritical REFRIGERANT SYSTEM (system that uses CO₂) or a system that uses ammonia (NH₃) as the REFRIGERANT.

1.2 Object

1.2.1 Aspects included in scope

Replacement:

Replace the first paragraph by the following:

The object of this document is to ensure that the design and methods of construction of REFRIGERATING EQUIPMENT provide adequate protection for OPERATORS, bystanders, trained service personnel, and the surrounding area against the specific HAZARDS that relate to REFRIGERATING SYSTEMS.

Addition:

Add the following note after the existing note:

NOTE 101 A list of HAZARDS typically associated with REFRIGERATING SYSTEMS and REFRIGERANTS is included in Annex BB.

2 Normative references

This clause of Part 1 is applicable, except as follows:

Addition:

Add the following references to the list:

IEC 60079-15:2010, *Explosive atmospheres – Part 15: Equipment protection by type of protection "n"*

IEC 60335-2-34:2012, *Household and similar electrical appliances – Safety – Part 2-34: Particular requirements for motor-compressors*

IEC 60335-2-34:2012/AMD1:2015

IEC 60335-2-34:2012/AMD2:2017

ISO 7010, *Graphical symbols – Safety colours and safety signs – Registered safety signs*